

HOUSEHOLD FUEL CONSUMPTION IN NIGERIA, UGANDA AND KENYA



In January of 2018, GeoPoll ran a survey on gathering information on household fuel consumption.

OUR SURVEY OBJECTIVES

To Determine:

- 1). Main household fuel
- 2). Determinants of fuel switching
- 3). Household expenditure on fuel
- 4). Most preferred LPG gas brands

TOTAL RESPONDENTS
1302

41% Rural
59% Urban

UGANDA RESPONDENTS

448

KENYA RESPONDENTS

433

NIGERIA RESPONDENTS

421

68% FEMALE
32% MALE

16 - 24 **47%**
25 - 34 **43%**
34+ **10%**

MOST COMMONLY USED HOUSEHOLD FUEL

NIGERIA

LPG GAS
51%

UGANDA

CHARCOAL
44%

KENYA

FIREWOOD
39%

LEAST COMMONLY USED HOUSEHOLD FUEL

NIGERIA

1% BIO FUEL
7% ELECTRICITY

UGANDA

2% BIO FUEL
4% LPG GAS

KENYA

2% BIO FUEL
3% ELECTRICITY

FACTORS DETERMINING CHOICE OF FUEL

KENYA

Availability 38%
Price 27%
Convenience 21%
Family size 16%
Food type 18%
Safety 10%

UGANDA

Availability 26%
Price 18%
Convenience 11%
Family size 23%
Food type 18%
Safety 7%

NIGERIA

Availability 26%
Price 21%
Convenience 42%
Family size 21%
Food type 15%
Safety 19%

RURAL vs URBAN

NIGERIA



41% Rural
59% Urban

KENYA



41% Rural
59% Urban

UGANDA



41% Rural
59% Urban

LPG GAS USERS

Rural 32%
Urban 55%

FIREWOOD USERS

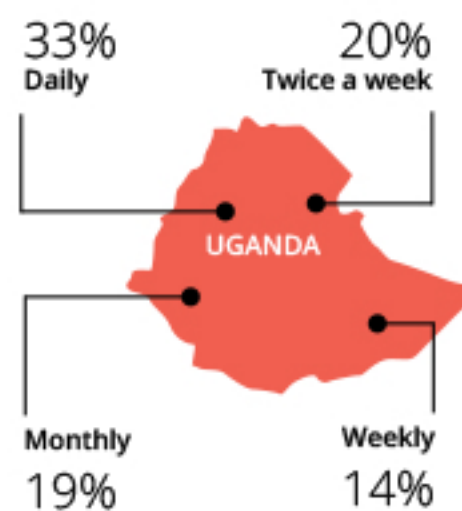
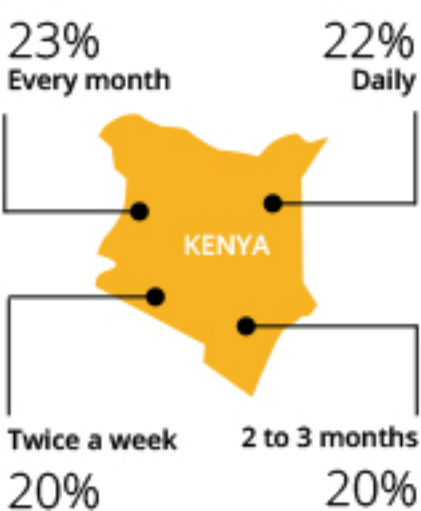
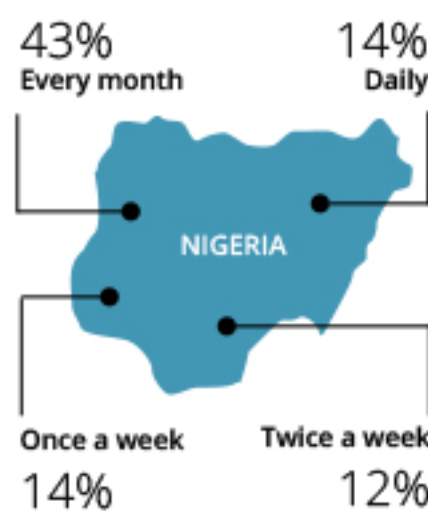
Rural 67%
Urban 5%

CHARCOAL USERS

Rural 66%
Urban 12%

HOW FREQUENTLY HOUSEHOLD FUEL IS PURCHASED

Nigeria Kenya Uganda



Frequency in Fuel switching



MOST PREFERRED BRAND OF LPG GAS

HOUSEHOLD FUEL COST

